


Quiz 1

Instructions




What to study

- All we have seen so far this semester until, and including, iterative statements
 - Lecture 1 to Lecture 17
 - Labs 0, 1, 2, 3 and 4 + Assignment 2
 - i-clicker sessions 1 to 5
 - » Practice coding as much as you can in order to become familiar with Python



Our Quiz 1 will not cover

- Scratch (Assignment 1 and its test)



Note




- Quiz 1 is not related to Assignment 2 the way our test was related to Assignment 1
- This is to say that Assignment 2 is marked separately
- Quiz 1 will also be marked separately and is worth:
 - 3% for the best Quiz out of Quiz 1 and Quiz 2.



Quiz Format

- 10 to 12 multiple choice questions on a 2-sided piece of paper
- Answered on a Scantron sheet



Filling in the Scantron Sheet

- It is very important that you fill all required sections as well as their bubble sections as follows:

NAME (Last, First M.I.)

LASTNAME FIRSTNAME

SFU SIMON FRASER UNIVERSITY
GENERAL PURPOSE ANSWER SHEET

USE HB PENCIL ONLY
- MAKE DARK MARKS
- ERASE COMPLETELY
CORRECT: ● INCORRECT: ○

Our section is **D100**

IDENTIFICATION NUMBER SECTION SPECIAL CODE

1 2 3 4 5 6 7 8 9 D 1 0 0

10 11 12 13 14 15 16 17 18 19 20 21 22 23 24 25 26 27 28 29 30 31 32 33 34 35 36 37 38 39 40 41 42 43 44 45 46 47 48 49 50 51 52 53 54 55 56 57 58 59 60 61 62 63 64 65 66 67 68 69 70 71 72 73 74 75 76 77 78 79 80 81 82 83 84 85 86 87 88 89 90 91 92 93 94 95 96 97 98 99 100


Prior to do the Quiz



- When the instructor says
Let's do the Quiz!
 - Place everything (bags, books, coats, calculators, computer, cell phones, etc...) under your seat
 - Keep **pencils** and **eraser** with you (no pens) and your **Scantron sheet**
 - Remember, Scantron sheets only work with pencils



At the Start of the Quiz



- When you receive the quiz, put the quiz under your scantron sheet and wait for the instruction to start writing


Please, DO NOT start the quiz!

- Why? If you start the quiz, it is unfair to all other students that have not yet receive a quiz
- When all students have received a quiz, you will be instructed to

Please, you may start your quiz now!



During the Quiz



- Answer each question of the Quiz on the Scantron sheet
- Keep your eyes on your test and Scantron sheet - for obvious reason! 😊
- If you have a question during the test, raise your hand and the instructor (only the instructor) will answer your question.
 - Keep in mind that the instructor will not be able to answer all questions - this is a test after all. 😊



At the End of Quiz



- When you are told to

Please, stop writing!

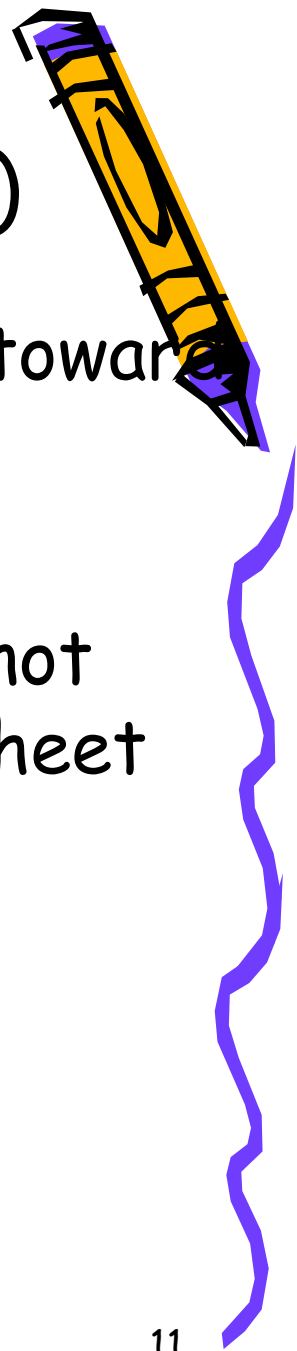
please, do stop writing and hand in your scantron sheet as instructed on next slide

- **Why?**

- If you continue writing, it is unfair to all other students that have stopped writing AND you will be penalized



At the End of Quiz (cont'd)



- Pass you Scantron sheet down the row toward the aisle - The TA's will pick them up
- You can keep your Quiz sheet - you do not have to hand it in, just your Scantron sheet



Any Questions?

